


marstair

WM wall mounted evaporators



WALL MOUNTED UNIT

THE WALL MOUNTED WM SERIES IS IDEAL FOR PROCESS AND MATERIAL COOLING APPLICATIONS AT LOW TEMPERATURES. THE UNITS ARE VERSATILE AND SIMPLE TO INSTALL AND MAINTAIN.



Designed for high wall mounting, the hi-level front air flow optimises the Coanda effect, pushing air forward from the top of the unit for effective air distribution, minimising draughts.

Designed and manufactured in the UK using high quality components, the wall mounted WM range is available in 3 models with cooling duties from 6 to 10kW (heating duties from 5 to 9kW).

The units deliver long air throws, low sound levels and come with control options; Electromechanical Infrared 'L' and Electronic 'E'.

SPECIFICATION

- Low sound levels
- Space saving 'V' shaped heat exchanger
- Adjustable air deflectors
- Long life washable filters
- De-Ice thermostat with the 'L' version (optional with wired control)
- Wipe clean, lightweight, one-piece removable cover
- Optional background electric heating or boost heating
- Optional remote temperature sensor (wired control only)
- The WM 'E' can be networked as either a multi-split or group control system
- Suitable for use with a R407C, R404A, R410A and R134A for cooling only applications
- Suitable for heat pump applications with R407C
- Can be matched with Marstair R407C MCU+ cooling only condensers and MHPUL(E) heat pumps
- Cooling down to 10°C at -2.5°C evaporating temperature (Electromechanical Control only)

Technical Information

R407C

Performances with thermal expansion valve set at 5°C superheat

MODEL	AIR ON °C	HUMIDITY % RH	EVAPORATING TEMPERATURE °C												
			-2.5		0		2.5		5		7.5		10		
			TOTAL	SENS	TOTAL	SENS	TOTAL	SENS	TOTAL	SENS	TOTAL	SENS	TOTAL	SENS	
LOW FAN SPEED	60	10	70	2.02	1.46	1.54	1.18	1.05	0.91	0.64	0.64	0.32	0.32	-	-
		12.7	70	2.60	1.72	2.12	1.46	1.63	1.19	1.10	0.94	0.67	0.67	0.35	0.35
		15	70	3.14	1.94	2.66	1.68	2.16	1.42	1.64	1.18	1.08	0.91	0.65	0.65
		18	60	3.53	2.27	3.06	2.02	2.56	1.78	2.04	1.53	1.47	1.28	1.02	1.02
		21	50	3.86	2.62	3.38	2.38	2.89	2.14	2.37	1.90	1.80	1.65	1.40	1.40
	80	10	70	2.89	2.08	2.20	1.69	1.50	1.31	0.92	0.92	0.47	0.47	-	-
		12.7	70	3.72	2.46	3.03	2.08	2.34	1.72	1.59	1.34	0.96	0.96	0.50	0.50
		15	70	4.49	2.77	3.80	2.41	3.10	2.04	2.35	1.68	1.55	1.31	0.93	0.93
		18	60	5.06	3.26	4.37	2.90	3.67	2.55	2.92	2.19	2.12	1.84	1.47	1.47
		21	50	5.53	3.77	4.84	3.42	4.14	3.07	3.38	2.72	2.58	2.36	2.01	2.01
	100	10	70	3.35	2.40	2.56	1.94	1.74	1.49	1.04	1.04	0.52	0.52	-	-
		12.7	70	4.32	2.84	3.53	2.39	2.71	1.96	1.85	1.52	1.08	1.08	0.57	0.57
		15	70	5.20	3.20	4.41	2.77	3.60	2.35	2.73	1.92	1.79	1.49	1.04	1.04
		18	60	5.86	3.76	5.07	3.33	4.26	2.92	3.38	2.49	2.46	2.07	1.66	1.66
		21	50	6.39	4.33	5.61	3.91	4.80	3.50	3.92	3.09	3.00	2.66	2.26	2.26
MEDIUM FAN SPEED	60	10	70	2.14	1.55	1.63	1.26	1.11	0.98	0.69	0.69	0.35	0.35	-	-
		12.7	70	2.77	1.83	2.26	1.55	1.74	1.28	1.18	1.01	0.72	0.72	0.38	0.38
		15	70	3.34	2.06	2.82	1.79	2.30	1.53	1.74	1.26	1.14	0.98	0.70	0.70
		18	60	3.76	2.43	3.25	2.17	2.73	1.91	2.17	1.65	1.57	1.38	1.11	1.11
		21	50	4.11	2.82	3.60	2.55	3.08	2.30	2.52	2.05	1.92	1.80	1.51	1.51
	80	10	70	3.39	2.48	2.58	2.03	1.76	1.59	1.12	1.12	0.57	0.57	-	-
		12.7	70	4.38	2.92	3.57	2.48	2.74	2.06	1.86	1.63	1.17	1.17	0.61	0.61
		15	70	5.28	3.27	4.47	2.86	3.64	2.45	2.75	2.03	1.81	1.61	1.13	1.13
		18	60	5.95	3.88	5.14	3.47	4.31	3.07	3.43	2.66	2.47	2.24	1.80	1.80
		21	50	6.50	4.51	5.70	4.11	4.87	3.71	3.98	3.32	3.00	3.00	2.47	2.47
	100	10	70	4.20	3.05	3.20	2.49	2.18	1.94	1.37	1.37	0.69	0.69	-	-
		12.7	70	5.42	3.60	4.42	3.05	3.39	2.52	2.30	1.99	1.42	1.42	0.75	0.75
		15	70	6.53	4.04	5.54	3.52	4.51	3.01	3.41	2.48	2.24	1.95	1.38	1.38
		18	60	7.37	4.77	6.37	4.26	5.35	4.03	4.25	3.25	3.07	2.73	2.19	2.19
		21	50	8.05	5.53	7.06	5.03	6.03	4.54	4.93	4.03	3.75	3.53	3.00	3.00
HIGH FAN SPEED	60	10	70	2.61	1.93	1.99	1.59	1.35	1.26	0.88	0.88	0.45	0.45	-	-
		12.7	70	3.38	2.26	2.74	1.94	2.11	1.62	1.43	1.29	0.93	0.93	0.49	0.49
		15	70	4.07	2.54	3.44	2.22	2.80	1.91	2.12	1.59	1.39	1.27	0.90	0.90
		18	60	4.59	3.02	3.96	2.71	3.32	2.41	2.63	2.10	1.90	1.78	1.42	1.42
		21	50	5.02	3.52	4.39	3.22	3.75	2.93	3.06	2.62	2.38	2.38	1.95	1.95
	80	10	70	3.70	2.73	2.81	2.24	1.91	1.78	1.25	1.25	0.63	0.63	-	-
		12.7	70	4.78	3.20	3.89	2.74	2.98	2.29	2.02	1.82	1.31	1.31	0.69	0.69
		15	70	5.76	3.59	4.87	3.15	3.97	2.70	3.00	2.25	1.96	1.79	1.27	1.27
		18	60	6.49	4.27	5.61	3.83	4.70	3.40	3.73	2.97	2.69	2.52	2.01	2.01
		21	50	7.11	4.97	6.22	4.55	5.31	4.13	4.34	3.71	3.36	3.36	2.76	2.76
	100	10	70	4.73	3.48	3.61	2.86	2.46	2.25	1.58	1.58	0.80	0.80	-	-
		12.7	70	6.11	4.09	4.99	3.49	3.83	2.91	2.59	2.30	1.66	1.66	0.87	0.87
		15	70	7.38	4.58	6.25	4.01	5.09	3.44	3.84	2.86	2.52	2.27	1.60	1.60
		18	60	8.32	5.44	7.18	4.88	6.02	4.33	4.78	3.76	3.46	3.19	2.56	2.56
		21	50	9.09	6.34	7.97	5.79	6.80	5.25	5.55	4.69	4.25	4.25	3.49	3.49

Technical Information

R134A

Performances with thermal expansion valve set at 5°C superheat

MODEL	AIR ON °C	HUMIDITY % RH	EVAPORATING TEMPERATURE °C												
			-2.5		0		2.5		5		7.5		10		
			TOTAL	SENS	TOTAL	SENS	TOTAL	SENS	TOTAL	SENS	TOTAL	SENS	TOTAL	SENS	
LOW FAN SPEED	60	10	70	2.03	1.46	1.55	1.18	1.06	0.92	0.64	0.64	0.32	0.32	-	-
		12.7	70	2.62	1.73	2.14	1.46	1.64	1.20	1.10	0.94	0.67	0.67	0.35	0.35
		15	70	3.17	1.95	2.68	1.69	2.18	1.43	1.65	1.18	1.08	0.92	0.65	0.65
		18	60	3.57	2.30	3.08	2.04	2.58	1.78	2.05	1.54	1.48	1.28	1.02	1.02
		21	50	3.90	2.65	3.41	2.39	2.90	2.15	2.38	1.90	1.81	1.65	1.40	1.40
	80	10	70	2.92	2.10	2.22	1.70	1.51	1.32	0.92	0.92	0.47	0.47	-	-
		12.7	70	3.77	2.48	3.06	2.10	2.35	1.73	1.59	1.34	0.96	0.96	0.50	0.50
		15	70	4.53	2.80	3.83	2.42	3.12	2.06	2.35	1.68	1.55	1.32	0.93	0.93
		18	60	5.11	3.29	4.41	2.92	3.70	2.56	2.93	2.20	2.12	1.84	1.47	1.47
		21	50	5.58	3.79	4.88	3.43	4.17	3.09	3.40	2.73	2.58	2.37	2.01	2.01
	100	10	70	3.38	2.41	2.57	1.94	1.76	1.49	1.04	1.04	0.52	0.52	-	-
		12.7	70	4.36	2.86	3.55	2.40	2.73	1.97	1.85	1.52	1.08	1.08	0.57	0.57
		15	70	5.25	3.23	4.44	2.79	3.62	2.36	2.74	1.93	1.80	1.49	1.04	1.04
		18	60	5.90	3.79	5.10	3.35	4.28	2.93	3.40	2.50	2.46	2.07	1.66	1.66
		21	50	6.44	4.36	5.64	3.92	4.82	3.51	3.94	3.09	3.01	2.66	2.26	2.26
MEDIUM FAN SPEED	60	10	70	2.17	1.57	1.65	1.27	1.12	0.99	0.70	0.70	0.35	0.35	-	-
		12.7	70	2.80	1.85	2.28	1.57	1.74	1.29	1.18	1.01	0.72	0.72	0.38	0.38
		15	70	3.38	2.08	2.86	1.81	2.32	1.54	1.75	1.44	1.14	0.99	0.70	0.70
		18	60	3.80	2.45	3.28	2.18	2.74	1.92	2.18	1.66	1.57	1.38	1.10	1.10
		21	50	4.15	2.83	3.63	2.57	3.10	2.31	2.53	2.05	1.92	1.78	1.51	1.51
	80	10	70	3.43	2.50	2.61	2.05	1.78	1.60	1.12	1.12	0.57	0.57	-	-
		12.7	70	4.43	2.94	3.60	2.50	2.76	2.07	1.87	1.63	1.17	1.17	0.61	0.61
		15	70	5.35	3.31	4.51	2.88	3.67	2.46	2.77	2.03	1.96	1.61	1.13	1.13
		18	60	6.03	3.91	5.19	3.49	3.83	2.67	3.44	2.67	2.48	2.24	1.80	1.80
		21	50	6.58	4.54	5.75	4.13	4.90	3.73	4.00	3.32	3.00	3.00	2.47	2.47
	100	10	70	4.25	3.08	3.23	2.50	2.20	1.95	1.37	1.37	0.69	0.69	-	-
		12.7	70	5.48	3.63	4.46	3.08	3.42	2.54	2.31	1.99	1.43	1.43	0.75	0.75
		15	70	6.61	4.08	5.59	3.55	4.55	3.02	3.43	2.48	2.25	1.95	1.38	1.38
		18	60	7.45	4.82	6.43	4.28	5.38	3.78	4.27	3.26	3.08	2.73	2.19	2.19
		21	50	8.14	5.57	7.12	5.06	6.08	4.55	4.95	4.04	3.76	3.53	2.97	2.99
HIGH FAN SPEED	60	10	70	2.65	1.95	2.01	1.60	1.37	1.26	0.89	0.89	0.45	0.45	-	-
		12.7	70	3.42	2.29	2.78	1.95	2.13	1.62	1.44	1.29	0.93	0.93	0.49	0.49
		15	70	4.12	2.56	3.48	2.24	2.82	1.92	2.13	1.60	1.39	1.27	0.90	0.90
		18	60	4.65	3.04	4.01	2.73	3.35	2.42	2.65	2.10	1.90	1.78	1.42	1.42
		21	50	5.08	3.55	4.44	3.24	3.78	2.94	3.08	2.63	2.38	2.38	1.95	1.95
	80	10	70	3.75	2.76	2.85	2.26	1.93	1.79	1.25	1.25	0.63	0.63	-	-
		12.7	70	4.84	3.24	3.94	2.76	3.01	2.30	2.03	1.83	1.31	1.31	0.69	0.69
		15	70	5.84	3.63	4.93	3.17	4.00	2.72	3.02	2.26	1.97	1.79	1.27	1.27
		18	60	6.58	4.31	5.68	3.86	4.74	3.43	3.75	2.98	2.70	2.52	2.01	2.01
		21	50	7.20	5.02	6.29	4.58	5.36	4.16	4.36	3.72	3.36	3.36	2.75	2.75
	100	10	70	4.80	3.52	3.65	2.88	2.48	2.26	1.59	1.59	0.80	0.80	-	-
		12.7	70	6.19	4.13	5.04	3.52	3.86	2.93	2.61	2.31	1.66	1.66	0.86	0.86
		15	70	7.47	4.64	6.31	4.04	5.13	3.47	3.86	2.87	2.53	2.28	1.60	1.60
		18	60	8.42	5.49	7.26	4.91	6.08	4.35	4.81	3.77	3.47	3.19	2.55	2.55
		21	50	9.21	6.39	8.05	5.82	6.86	5.27	5.59	4.71	4.26	4.26	3.49	3.49

Technical Information

R404A

Performances with thermal expansion valve set at 5°C superheat

MODEL	AIR ON °C	HUMIDITY % RH	EVAPORATING TEMPERATURE °C												
			-2.5		0		2.5		5		7.5		10		
			TOTAL	SENS	TOTAL	SENS	TOTAL	SENS	TOTAL	SENS	TOTAL	SENS	TOTAL	SENS	
LOW FAN SPEED	60	10	70	1.98	1.44	1.51	1.17	1.03	0.90	0.64	0.64	0.32	0.32	-	-
		12.7	70	2.56	1.70	2.09	1.43	1.61	1.18	1.09	0.93	0.66	0.66	0.34	0.34
		15	70	3.09	1.91	2.62	1.66	2.13	1.41	1.62	1.16	1.06	0.91	0.64	0.64
		18	60	3.48	2.25	3.01	2.00	2.53	1.76	2.01	1.52	1.46	1.27	1.02	1.02
		21	50	3.80	2.60	3.33	3.16	2.85	2.12	2.33	1.88	1.78	1.64	1.39	1.39
	80	10	70	2.85	2.06	2.17	1.67	1.48	1.30	0.91	0.91	0.46	0.46	-	-
		12.7	70	3.67	2.43	2.99	2.06	2.30	1.70	1.56	1.33	0.95	0.95	0.50	0.50
		15	70	4.43	2.74	3.75	2.37	3.05	2.02	2.31	1.67	1.52	1.30	0.92	0.92
		18	60	4.99	3.22	4.31	2.86	3.61	2.52	2.87	2.18	2.08	1.82	1.46	1.46
		21	50	5.19	3.72	4.77	3.38	4.08	3.04	3.34	2.69	2.54	2.35	2.00	2.00
	100	10	70	3.31	2.38	2.52	1.92	1.72	1.48	1.04	1.04	0.52	0.52	-	-
		12.7	70	4.27	2.81	3.48	2.37	2.67	1.94	1.82	1.51	1.08	1.08	0.56	0.56
		15	70	5.14	3.17	4.36	2.74	3.56	2.32	2.69	1.90	1.77	1.48	1.04	1.04
		18	60	5.79	3.73	5.00	3.30	4.20	2.89	3.34	2.48	2.42	2.06	1.65	1.65
		21	50	6.32	4.28	5.54	3.87	4.73	3.47	3.88	3.06	2.96	2.65	2.25	2.25
MEDIUM FAN SPEED	60	10	70	2.11	1.54	1.61	1.25	1.10	0.98	0.69	0.69	0.34	0.34	-	-
		12.7	70	2.73	1.81	2.22	1.54	1.70	1.27	1.16	1.00	0.72	0.72	0.38	0.38
		15	70	3.29	2.03	2.78	1.77	2.26	1.51	1.71	1.25	1.13	0.98	0.69	0.69
		18	60	3.70	2.40	3.20	2.14	2.69	1.89	2.14	1.63	1.54	1.37	1.10	1.10
		21	50	4.05	2.78	3.54	2.53	3.03	2.28	2.48	2.02	1.89	1.77	1.50	1.50
	80	10	70	3.33	2.45	2.54	2.01	1.73	1.57	1.11	1.11	0.56	0.56	-	-
		12.7	70	4.30	2.87	3.50	2.45	2.69	2.04	1.83	1.62	1.16	1.16	0.61	0.61
		15	70	5.19	3.22	4.39	2.81	3.58	2.41	2.70	2.01	1.78	1.59	1.12	1.12
		18	60	5.85	3.82	5.06	3.43	4.23	3.03	3.34	2.64	2.43	2.23	1.79	1.79
		21	50	6.39	4.45	5.60	4.05	4.78	3.67	3.91	3.28	2.98	2.98	2.45	2.45
	100	10	70	4.13	3.02	3.15	2.46	2.14	1.93	1.35	1.35	0.68	0.68	-	-
		12.7	70	5.34	3.55	4.35	3.02	3.34	2.49	2.27	1.97	1.41	1.41	0.74	0.74
		15	70	6.44	3.99	5.45	3.47	4.44	2.97	3.36	2.46	2.21	1.94	1.37	1.37
		18	60	7.25	4.71	6.26	4.20	5.26	3.72	4.18	3.21	3.02	2.71	2.17	2.17
		21	50	6.12	5.46	6.94	4.97	5.93	4.49	4.85	4.00	3.69	3.50	2.97	2.97
HIGH FAN SPEED	60	10	70	2.56	1.90	1.95	1.57	1.33	1.24	0.87	0.87	0.44	0.44	-	-
		12.7	70	3.30	2.23	2.70	1.91	2.06	1.59	1.40	1.27	0.91	0.91	0.48	0.48
		15	70	3.99	2.50	3.38	2.19	2.74	1.89	2.07	1.58	1.36	1.26	0.89	0.89
		18	60	4.50	2.97	3.89	2.67	3.26	2.38	2.58	2.07	1.86	1.77	1.42	1.42
		21	50	6.02	3.13	5.41	2.86	4.77	2.58	4.08	2.30	3.35	2.02	2.58	1.72
	80	10	70	3.63	2.69	2.76	2.22	1.88	1.75	1.23	1.23	0.62	0.62	-	-
		12.7	70	4.68	3.15	3.82	2.70	2.92	2.25	1.98	1.80	1.29	1.29	0.68	0.68
		15	70	5.65	3.53	4.78	3.09	3.88	2.67	2.94	2.23	1.93	1.78	1.25	1.25
		18	60	6.38	4.20	5.50	3.77	4.61	3.36	3.66	2.93	2.64	2.49	2.00	2.00
		21	50	6.97	4.90	6.09	4.50	5.20	4.09	4.25	3.66	3.32	3.32	2.73	2.73
	100	10	70	4.65	3.43	3.54	2.83	2.40	2.22	1.57	1.57	0.79	0.79	-	-
		12.7	70	6.00	4.03	4.89	3.45	3.75	2.87	2.55	2.29	1.64	1.64	0.86	0.86
		15	70	7.24	4.51	6.13	3.95	4.99	3.39	3.77	2.83	2.48	2.25	1.58	1.58
		18	60	8.16	5.36	7.07	4.82	5.91	4.28	4.69	3.72	3.38	3.16	2.53	2.53
		21	50	8.93	6.25	7.81	5.72	6.67	5.18	5.45	4.64	4.20	4.20	3.47	3.47

Technical Information

R410A

Performances with thermal expansion valve set at 5°C superheat

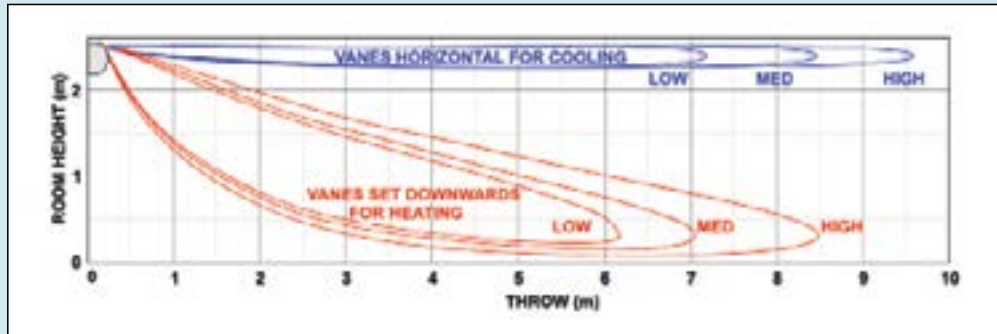
MODEL	AIR ON °C	HUMIDITY % RH	EVAPORATING TEMPERATURE °C												
			-2.5		0		2.5		5		7.5		10		
			TOTAL	SENS	TOTAL	SENS	TOTAL	SENS	TOTAL	SENS	TOTAL	SENS	TOTAL	SENS	
LOW FAN SPEED	60	10	70	2.21	1.57	1.69	1.26	1.15	0.97	0.67	0.67	0.34	0.34	-	-
		12.7	70	2.80	1.84	2.27	1.54	1.74	1.26	1.17	0.97	0.67	0.67	0.34	0.34
		15	70	3.41	2.10	2.90	1.81	2.38	1.53	1.80	1.25	1.18	0.97	0.67	0.67
		18	60	3.86	2.46	3.34	2.18	2.81	1.90	2.24	1.62	1.62	1.34	1.07	1.07
		21	50	4.21	2.82	3.70	2.54	3.17	2.27	2.59	2.00	1.98	1.73	1.46	1.46
	80	10	70	3.16	2.24	2.41	1.81	1.65	1.39	0.96	0.96	0.48	0.48	-	-
		12.7	70	4.08	2.66	3.33	2.09	2.57	1.84	1.74	1.42	1.00	1.00	0.53	0.53
		15	70	4.91	3.01	4.17	2.59	3.40	2.19	2.58	1.79	1.70	1.39	0.96	0.96
		18	60	5.53	3.52	4.79	3.12	4.03	2.73	3.20	2.33	2.33	1.93	1.53	1.53
		21	50	6.04	4.05	5.30	3.65	4.54	3.26	3.72	2.87	2.85	2.48	2.10	2.10
	100	10	70	3.62	2.53	2.76	2.05	1.88	1.57	1.08	1.08	0.54	0.54	-	-
		12.7	70	4.65	3.04	3.81	2.55	2.93	2.07	2.00	1.59	1.13	1.13	0.59	0.59
		15	70	5.61	3.44	4.76	2.96	3.89	2.49	2.95	2.03	1.94	1.56	1.08	1.08
		18	60	6.31	4.01	5.46	3.55	4.59	3.09	3.66	2.63	2.66	2.16	1.71	1.71
		21	50	6.88	4.60	5.14	4.14	5.18	3.69	4.25	3.23	3.25	2.77	2.34	2.34
MEDIUM FAN SPEED	60	10	70	2.37	1.69	1.81	1.36	1.23	1.05	0.73	0.73	0.37	0.37	-	-
		12.7	70	3.06	1.99	2.50	1.68	1.92	1.38	1.30	1.07	0.76	0.76	0.39	0.39
		15	70	3.68	2.25	3.12	1.94	2.54	1.65	1.94	1.35	1.27	1.05	0.73	0.73
		18	60	4.14	2.64	3.58	2.34	3.02	2.85	2.40	1.75	1.74	1.46	1.16	1.16
		21	50	4.52	3.03	3.97	2.74	3.40	2.46	2.78	2.17	2.13	1.87	1.58	1.58
	80	10	70	3.80	2.71	2.90	2.20	1.97	1.70	1.19	1.19	0.60	0.60	-	-
		12.7	70	4.90	3.20	4.00	2.71	3.08	2.23	2.09	1.74	1.24	1.24	0.65	0.65
		15	70	5.91	3.60	5.01	3.13	4.08	2.66	3.09	2.18	2.04	1.71	1.20	1.20
		18	60	6.66	4.24	5.75	3.77	4.84	3.32	3.85	2.86	2.79	2.38	1.90	1.90
		21	50	7.27	4.89	6.38	4.44	5.45	3.99	4.47	3.53	3.41	3.07	2.60	2.60
	100	10	70	4.66	3.32	3.56	2.68	2.42	2.07	1.44	1.44	0.73	0.73	-	-
		12.7	70	6.00	3.92	4.91	3.31	3.77	2.72	2.57	2.12	1.50	1.50	0.78	0.78
		15	70	7.24	4.42	6.14	3.83	5.01	3.25	3.80	2.66	2.50	2.06	1.45	1.45
		18	60	8.15	5.19	7.06	4.61	5.93	4.04	4.73	3.47	3.43	2.88	2.30	2.30
		21	50	8.90	5.98	7.81	5.40	6.69	4.85	5.48	4.28	4.19	3.71	3.14	3.14
HIGH FAN SPEED	60	10	70	2.97	2.13	2.26	1.74	1.54	1.35	0.95	0.95	0.48	0.48	-	-
		12.7	70	3.82	2.51	3.12	2.13	2.40	1.76	1.63	1.38	0.99	0.99	0.52	0.52
		15	70	4.62	2.82	3.91	2.46	3.18	2.10	2.42	1.73	1.59	1.36	0.95	0.95
		18	60	5.20	3.32	4.50	2.97	3.78	2.62	3.00	2.26	2.18	1.90	1.52	1.52
		21	50	5.68	3.85	4.98	3.50	4.26	3.16	3.49	2.81	2.66	2.45	2.08	2.08
	80	10	70	4.19	3.01	3.20	2.46	2.18	1.91	1.34	1.34	0.67	0.67	-	-
		12.7	70	5.41	3.54	4.41	3.01	3.39	2.49	2.30	1.96	1.40	1.40	0.73	0.73
		15	70	6.53	3.99	5.53	3.47	4.51	2.97	3.42	2.45	2.24	1.92	1.35	1.35
		18	60	7.35	4.70	6.36	4.20	5.34	3.70	4.25	3.20	3.08	2.68	2.15	2.15
		21	50	8.03	5.44	7.05	4.95	6.03	4.46	4.94	3.97	3.77	3.46	2.94	2.94
	100	10	70	5.34	3.83	4.07	3.11	2.77	2.41	1.69	1.69	0.86	0.86	-	-
		12.7	70	6.89	4.52	5.63	3.83	4.33	3.16	2.93	2.48	1.76	1.76	0.93	0.93
		15	70	8.31	5.08	7.04	4.41	5.74	3.76	4.36	3.10	2.86	2.42	1.70	1.70
		18	60	9.36	5.98	8.10	5.33	6.80	4.69	5.41	4.04	3.92	3.38	2.71	2.71
		21	50	10.23	6.90	8.97	6.27	7.68	5.65	6.28	5.01	4.80	4.37	3.71	3.71

Technical Information

Airflows

WM (L) (E)	LOW SPEED	MEDIUM SPEED	HIGH SPEED
	M ³ /S	M ³ /S	M ³ /S
60	0.17	0.19	0.28
80	0.23	0.31	0.37
100	0.23	0.34	0.43

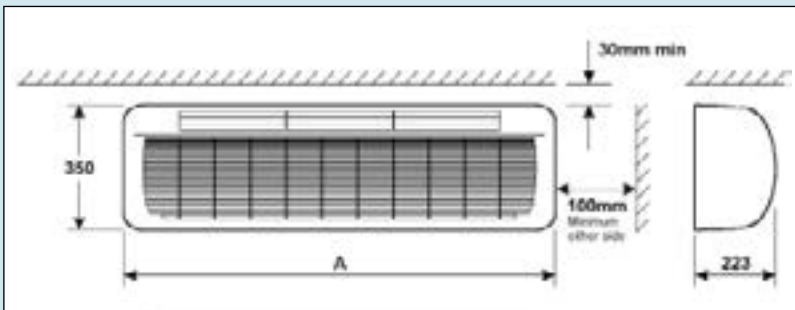
Air Throws



Optional Electrical Heating (kW)

WM (L) (E)	230V 50Hz	240V 50Hz
60	1.2	1.3
80	1.7	1.8
100	2.1	2.3

Unit Dimensions & Weight



MODEL	WM (L) (E)		
	60	80	100
HEIGHT (mm)	350	350	350
WIDTH A (mm)	1200	1500	1800
DEPTH (mm)	223	223	223
WEIGHT kg	19	23	27

Sound Power & Sound Pressure Levels

556 Series WM (L) (E)

WM	SPEED	SOUND POWER LEVELS							SOUND PRESSURE LEVELS	
		FREQUENCY Hz							dBA	NC
		125	250	500	1K	2K	4K			
60	MIN	36.8	37	39.1	38.8	34.4	31.7	43	25	19
	MED	41	43.4	45.8	45.1	39.6	35.4	49	31	25
	MAX	46.7	48.6	50.6	50.4	46.6	39	54	37	31
80	MIN	39.1	44.3	47.2	46.8	41.6	40.8	51	33	27
	MED	43.8	49.1	51.3	51.3	46.7	39.5	55	37	32
	MAX	45.5	50.5	53.7	52.9	48.7	40.8	57	39	34
100	MIN	34.1	38	44	42.3	41	38	48	30	24
	MED	42.7	45.8	48.9	49.1	44.2	38.1	53	35	30
	MAX	46.4	51.6	54.2	54.2	49.9	42.9	57	40	35

Sound Power Levels are obtained in conformance with BS4196:Part 5: 1981. Values are shown in dB with a standard reference of 1pW.
 Sound Pressure Levels are dB relative to 2x10⁻⁵N/m and are calculated from results measured in anechoic conditions.
 Values relate to a position of 3m away from the centre line of the unit, 1m down.

Special Engineering

BESPOKE

AT MARSTAIR WE HAVE BEEN MANUFACTURING AIR CONDITIONING AND REFRIGERATION EQUIPMENT AT OUR BRIGHOUSE FACTORY FOR OVER 30 YEARS. WE PRIDE OURSELVES AT BEING EXPERTS IN OUR FIELD OF ENGINEERING AND HAVE HELPED MANY CUSTOMERS WITH THEIR SPECIFIC COOLING AND HEATING REQUIREMENTS OVER THE YEARS. EXAMPLES INCLUDE:-



- Experience of various refrigerants including hydrocarbons and CO2
- Designing and building special OEM equipment
- Offering variations of our own standard products to suit customer requirements
- 60hz power options
- Motors with rating of up to IP65 and wide fin pitched heat exchangers for extreme dusty environments
- EC/DC motors for saving energy and increased control through 0-10V DC inputs
- Volt free relays to suit modern BMS control
- Special heat exchangers i.e. coated, special fin pitches or copper/copper for the harsh coastal environments
- Heat recovery by diverting heat normally rejected through external condensers into usable heat in to either air or water



FM 00671

EMS 91502



TEV Ltd, Marstair Division, Armytage Road, Brighouse, West Yorkshire, HD6 1QF, England.

Tel: **+44 (0) 1484 405666** Fax: +44 (0) 870 606 4850 E: sales@marstair.com

www.marstair.com

A division of TEV Limited

Part No: 06617545-09

For full design information, reference should be made to the technical manual.
We reserve the right to alter designs and specifications at any time without notification.
To view our Terms and Conditions visit www.tevlimited.com/terms.html

Process/Material Cooling • Close Control • Refrigeration